

MINI-VID™

BREAK FREE™

Break Free™

The portable, hand-held electronic computerized game of elimination and escape.

Features

- Game selector with *three* different games to choose from.
- Player-controlled racquets.
- Electronic action and scoring sound effects.
- Electronic fluorescent display.
- Automatic electronic score indicator.

Game Description

Game #3—Player vs. player, regular speed, large racquet.

Game #2—Player vs. computer, fast speed, smaller racquet.

Game #1—Player vs. computer, regular speed, large racquet.

Before You Begin

1. Turn the game over and slide out the battery cover.
2. Plug a 9-volt battery into battery terminal clip.
3. Slide the cover into place until it clicks.

Object Of The Game

Player vs. Computer—

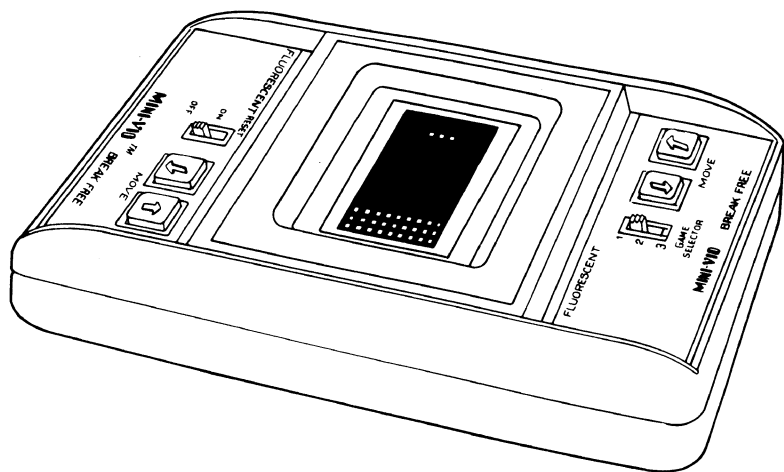
To eliminate as many lights in the “wall” of lights as you can, in five tries.

Player vs. Player—

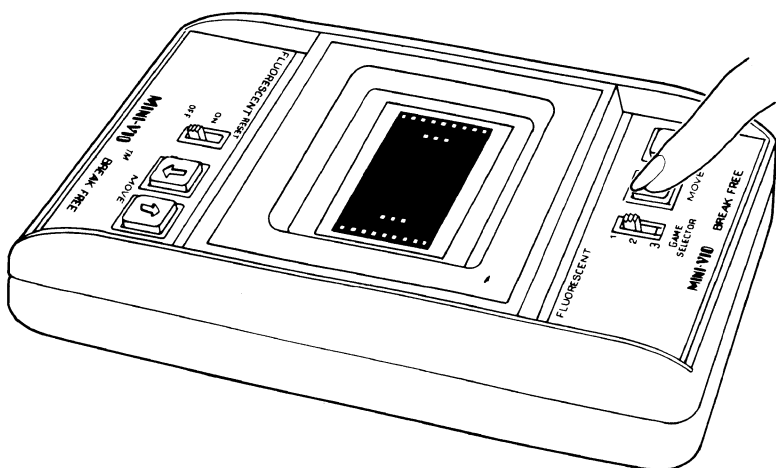
To eliminate all of your opponents lights while protecting your own.

For One Player

1. Turn on game #1 using off/on/reset button.
NOTE: When you wish to start a new game, you must turn the off/on/reset button to reset, then back to on.
2. Start with game #1 which is the regular speed game, so that you can become accustomed to the various controls and their functions.
3. When the game starts you will see a "wall" consisting of 3 lines of 10 lights each and your racquet of 3 lights.



4. Push one of the two "move" buttons that control movement to the left and right.



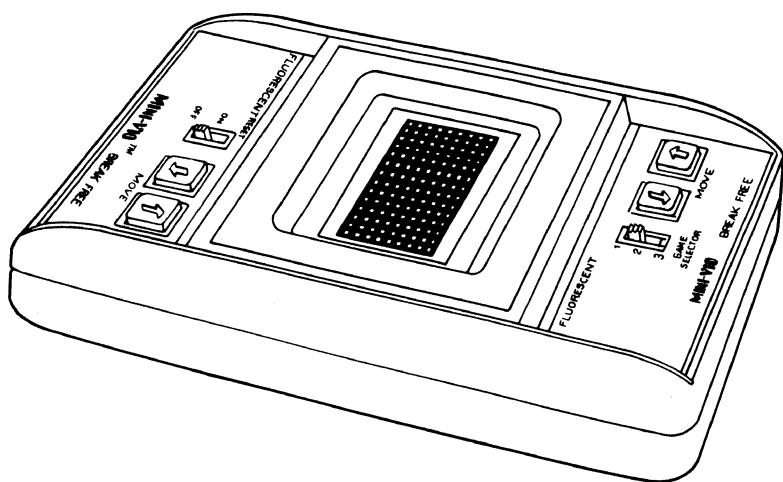
Both action and hits are accompanied by electronic sound effects.

5. You have 5 tries to eliminate as much of the "wall" as you can and "Break Free."
6. When you make a hit, you score a point. When you have used all 5 tries the game is over.
7. The score is shown on the screen at the end of the game.

NOTE: For a more difficult one player game: Turn on game #2 using the off/on/reset button. A smaller 2 light racquet will appear and the game will accelerate to a faster speed.

For Two Players

Game #3 is for two players. On this game you have one opponent. Each of you tries to eliminate your opponent's "wall" of lights. The first player to completely eliminate the opposite "wall" of lights wins.



Important: In order to insure that your Mini-Vid electronic game always performs satisfactorily:

- Never expose to excessive heat or cold.
- Do not touch the Mini-Vid screen.
- Replace the batteries at regular intervals.
- A "9" Volt Alkaline battery is recommended for longer life.

Pat. Pend.

Manufactured for Mego Corp.

New York, N.Y. 10010 in Hong Kong

© 1979 Mego Corp.